



Strategy Blocks

Training Guides

4.0

StrategyBlocks Author Role
Working with Risks

4.0 | StrategyBlocks Author Role Working with Risks

4.1
The risks concept

4.2
Risk properties

2.3
Risk creation

4.1

The Risk Concept

What is a Risk

The area of risk management provides you with a comprehensive framework to assess and evaluate all potential threats that have been identified, which could potentially undermine the effectiveness of your strategic initiatives.









This critical process not only highlights the vulnerabilities inherent in your strategy but also empowers you to proactively define and implement specific steps aimed at mitigating these risks before they materialize.

In the event that a risk does occur, this framework ensures that you are equipped with well-thought-out contingency steps to manage the aftermath effectively. By adopting such a proactive approach, you can safeguard your strategic objectives and enhance resilience against unforeseen challenges.

Strategic	Status	Title	Risk Status	Likelihood	Impact	Executive (owner)	Focus Area	Triggered Date	Status Date
☆	⚠	Students expectations	Active	Medium	Medium	Craig Catley	School of Comm Arts	Never	7 years ago
☆	⚠	Undergraduate admission	Active	Medium	Medium	Craig Catley	School of Comm Arts	Never	6 years ago
☆	⚠	Restricted funding	Retired	Medium	Medium	Craig Catley	University Services	Never	7 years ago
☆	⚠	Communication failure	Active	Medium	Medium	Craig Catley	Valued Talented People	Never	7 years ago
★	⚠	Technology infrastructure	Active	Medium	Medium	Craig Catley	School of Management	Never	7 years ago






4.1

The Risk Concept

- 1  Overview
- 2  Details
- 3  Blocks
- 4  People
- 5  Comments
- 6  Documents
- 7  Groups
- 8  Delete

Navigation

Here you can manage all the different attributes surrounding/within that specific Risk. Double clicking a metric takes you to the menu options of that metric.

Strategic	Status	Title	Risk Status	Likelihood	Impact	Executive (owner)	Focus Area	Triggered Date	Status Date
☆		Students expectations	Active	Medium	Medium	Craig Catley	School of Comm Arts	Never	7 years ago
☆		Undergraduate admission	Active	Medium	Medium	Craig Catley	School of Comm Arts	Never	6 years ago
☆		Restricted funding	Retired	Medium	Medium	Craig Catley	University Services	Never	7 years ago
☆		Communication failure	Active	Medium	Medium	Craig Catley	Valued Talented People	Never	7 years ago
★		Technology infrastructure	Active	Medium	Medium	Craig Catley	School of Management	Never	7 years ago

Overview (1)

The overview shows the relationship the risk has from driver to impact.

- Driver to Impact (bowtie diagram)
- Impact description
- Manual global trigger option
- Activity



Details (2)

Details gives the **Manager** (or the Owner with rights) the ability to edit the risks properties, including:

- Title and Description
- Dates (auto-extend)
- Ownership
- Focus Area (and overwrite)
- Strategic flag
- Risk status (impact and likelihood)
- Classification and procedures:
 - Business Impact
 - Mitigation Steps (pre-event)
 - Response Steps (post-event)

Attached Blocks (3)


Driver

Customize and monitor the drivers which are affecting this risk. When a driver reaches its warning health the risk enters the warning state. When the driver reaches the triggered health, the risk has been triggered. The Manager can change the state of this risk at any time.

Block	Health	Warning Health	Trigger Health	Status
Diverse learning	0	- 10 +	- 20 +	Inactive 
Teaching and Learning Capability	1	- 10 +	- 20 +	Inactive 
Workforce Capability	2	- 5 +	- 20 +	Inactive 

Impact

These are the blocks which are impacted by this risk. When the risk is triggered, these blocks will potentially have their health impacted (potential health), based on your risk's impact level. You can add any blocks that you manage.

Block	Current Health	Potential Health	
   Innovative curriculum design	-4	-15	 
   Entrepreneurial mindset development	12	1	 
   Student Achievement, excelling through education	21	10	 



Risks may only affect certain block(s), the risk can be triggered locally from the risk impact table.

People (4)

Select other users to **watch** the selected risk. It will be added to their watchlist, and they will receive an email notification. When you are a watcher, you will get status updates.

Drag users from left to right to add.



NB: Administrators can see into all Risks

The screenshot shows a user selection interface with two columns of users and a set of navigation buttons in between. The left column has a 'Filter' box and a list of users: Lawrence, Simon; Keyte, Allen; Hutchinson, Ashlee; Wall, Caroline; Everitt, Tim; and Parveen, Sajitha. The right column has a 'Filter' box and a watchlist containing 'Catley, Craig'. The navigation buttons are: a double right arrow (»), a single right arrow (>), a single left arrow (<), and a double left arrow («).

4.2

Risk Properties

Comments (5)

View / delete / add comments on the metric.

Documents (6)

This feature allows for external documents and links to be uploaded, creating additional support for your company's strategy.

Upload a File

Title**Description**

Normal  **B** *I* U     **A**   *Ix*

4.2

Risk Properties

Groups (7)

This feature gives your company the option of making a specific risks (blocks or metrics) visible to only a certain Group or can be made public to all those involved within the strategy.

Steering Committe	<input checked="" type="radio"/> No	<input type="radio"/> Yes
-------------------	-------------------------------------	---------------------------

Group may also include other Groups.

- ★ This option will be available once an Administrator has created the Group under the Company Settings.

4.2

Risk Properties

Delete (11)

Delete a metric risk from the Risk Register.

4.3

Risk Creation

Create a Risk

This allows the configuration of all aspects of the metric:

Path: RISKS > + NEW

Title	- text
Description	- text
Manager (sponsor)	- user responsible for Targets
Executive (Owner)	- user responsible for Risk
Focus Area	- category
Strategic	- yes/no switch
Risk status	- impact and likelihood
Business Impact	- text
Mitigation Steps	- text
Response Steps	- text



Get in touch
with us



info@strategyblocks.com



www.strategyblocks.com



facebook.com/StrategyBlocks



linkedin.com/company/strategyblocks-ltd



[@StrategyBlocks](https://twitter.com/StrategyBlocks)



youtube.com/user/strategyblocks